


THE **RAP-SERIES** IS A LIGHTWEIGHT SPRING RETURN ALUMINIUM PULL CYLINDER USED IN STEEL STRUCTURAL WORKS, SHIP BUILDING AND TOWER TENSIONING.

All RAP-Series cylinders feature a hard chrome steel piston rod and bronze overlay on the piston bearing area. Clevis eyes can be removed to allow use of the body and piston rod threads.



Model Number	Cylinder Capacity ton* / kN		Stroke (mm)	Cylinder Effective Area (cm ²)	Oil Capacity (cm ³)
RAP-106	10	109	150	15.7	236
RAP-206	20	197	150	28.2	424
RAP-306	30	307	150	44.0	660
RAP-506	50	504	150	72.1	1,082

* Nominal Cylinder Capacity in ton - see kN values for actual capacity


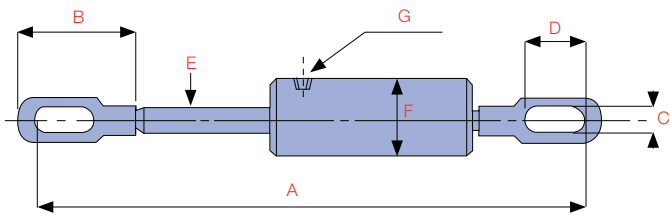


B
CYLINDERS

Did you know...
The *P-2200A* lightweight aluminium hand pump is the perfect choice when portable manual power is desired.



Model Number	Base Thread	Piston Rod Thread
RAP-106	M28 x 2 female	M28 x 2 female
RAP-206	M39 x 3 female	M39 x 3 male
RAP-306	M45 x 2.5 female	M45 x 2.5 male
RAP-506	M50 x 3 female	M50 x 3 male



A	B	C	D	E	F	G	Weight (kg)	Model Number	Handle Type
Extended Height (mm)	Clevis Length (mm)	Clevis Eye Height (mm)	Clevis Eye Length (mm)	Piston Rod Diameter (mm)	Cylinder Diameter (mm)	Port Thread Type			
763	171	30	115	40	88	3/8"-NPTF	10.3	RAP-106	♣
807	215	35	120	45	108	3/8"-NPTF	13.5	RAP-206	♣
849	226	44	110	50	125	3/8"-NPTF	19.0	RAP-306	♣
897	273	50	150	54	158	3/8"-NPTF	34.0	RAP-506	♣

HANDLE TYPES: ♣ WELDED ♦ EYEBOLT ♥ REMOVABLE STRAP HANDLE ♣ THREAD