

# DURAPAC

ENGINEERED FOR RELIABILITY

## 100 Ton Puller Model – DHP-100E

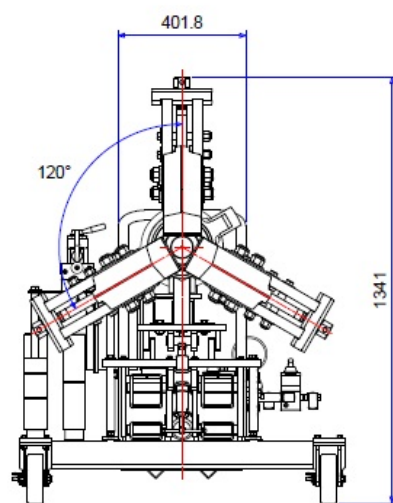
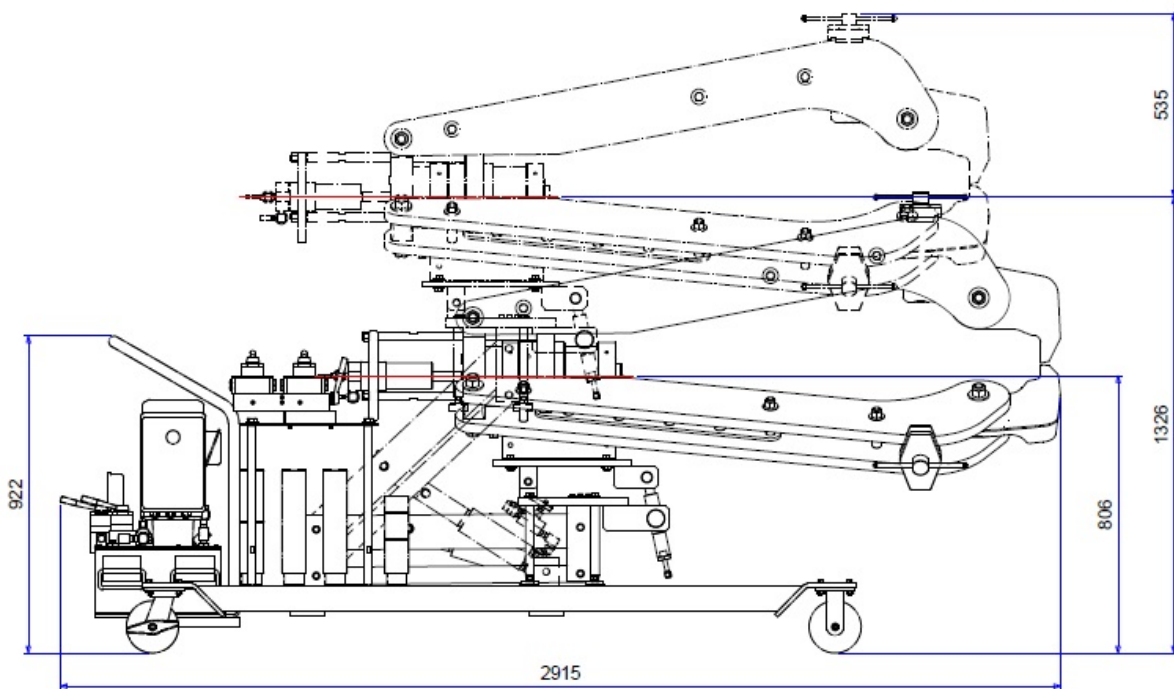
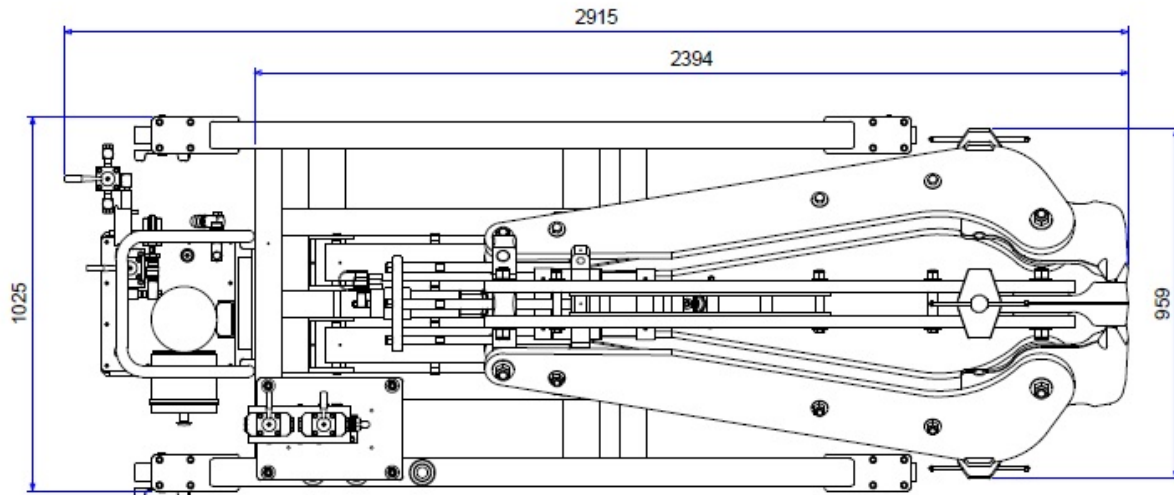


- Flow metering system provides constant lowering speed
- Double acting hydraulic system for holding, opening & closing jaws; provides safe and secure grip at all times
- Single acting, spring return, 100 ton capacity cylinder
- Self-centring design keeps puller jaws clamped evenly on the work piece
- Easy jaw head adjusting system prevents puller jaws from sliding
- Puller can be assembled in 2 or 3 jaw configuration
- Puller can be adjusted 5 degrees up or down of puller centreline for precise positioning
- Castors provide easy cart movement
- Includes electric power unit with 230V single phase or 380V three phase options
- Includes four extensions

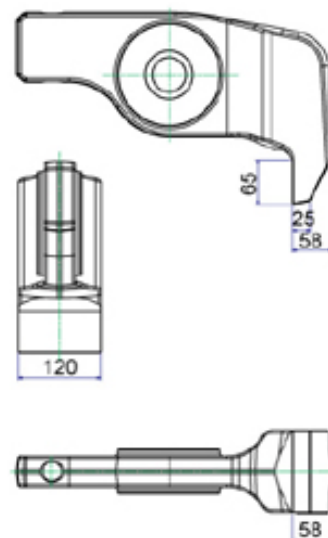
### Specifications:

Model Number	Stroke (mm)	Pull Capacity (ton)	Min. Spread (mm)	Max. Spread (mm)	Reach at Min. Spread (mm)	Reach at Max. Spread (mm)	Weight (kg)
DHP-100E	270	100	300	1,500	1,220	952	1,083

**Dimensions (mm):**



**Jaw Tip:**



**Extension:**

