


PAMH1514 - Front View



WHERE AIR IS THE PREFERRED POWER SOURCE, THE **PAMH POWER UNIT** IS PERFECT FOR BOLT TENSIONING APPLICATIONS.

The PAMH1514 is a 1,500 bar, lightweight, single acting power unit designed to work perfectly with Durapac's DBS Series Bolt Tensioners.

LIQUID FILLED PRESSURE GAUGE

range is 0-1,600 bar / 0-23,000 psi

SIGHT GLASS

incorporating a temperature gauge

STAINLESS STEEL BASE AND FRAME

resists corrosion and allows for easy handling

OIL OUTLET

fitted with a 1/4" DBT116M quick release nipple

PRESSURE RELEASE VALVE



FILTER, REGULATOR & LUBRICATOR WITH GAUGE

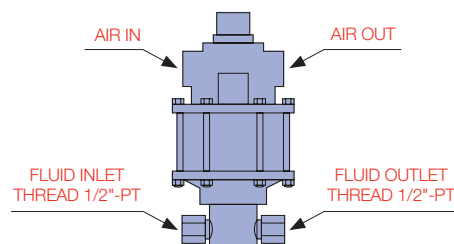
are supplied on the air inlet

STAINLESS STEEL RESERVOIR

5.6 L of usable oil

RESERVOIR ON/OFF VALVE


PAMH1514 - Rear View



Model Number	Used with Cylinder	Max. Pressure Rating (bar)	Compression Ratio	Oil Flow (cm ³ /stroke)	Air Pressure Range (bar)	Air Consumption (Lpm)	Oil Port Thread	Oil Capacity (L)	Dry Weight (kg)	Dimension W x L x H (mm)
PAMH1514	S/A	1,500	1:310	1.2	5-7	793	G 1/4"	5.6	25	400 x 400 x 420

THE **PEMH-SERIES** POWER UNIT IS DESIGNED TO BE COMPATIBLE WITH DURAPAC'S DBS-SERIES BOLT TENSIONERS OPERATING AT 1,500 BAR.

The PEMH0543-2K model operates up to 2,000 bar and is ideal for testing and bolting applications requiring a higher working pressure.



ELECTRIC MOTOR

0.5 kW/220 volt 50-60 Hz
universal motor 6.0 amps

LIQUID FILLED PRESSURE GAUGE

range is 0-2,500 bar /
0-35,000 psi

OIL OUTLET

fitted with a 1/4" DBT116M
quick release nipple

RESERVOIR

capacity 4 L



AIR REQUIREMENT

**Air 793 Lpm @ 7 bar
(single speed pump)**

POWER REQUIREMENT

**Elec. 220 Volt 50-60 Hz
(two speed pump)**

MAXIMUM OPERATING PRESSURE RANGE

1,500 - 2,000 bar

ADJUSTABLE PRESSURE CONTROL

for accurate tensioning settings

PRESSURE RELEASE LEVER

SIGHT GLASS

incorporating a temperature
gauge

2.8 M REMOTE PENDANT

through a 24
volt transformer
for safety.
Incorporates
motor ON/OFF
button

Model Number	Motor (kW)	Voltage† (1 Ph.)	Hz	Amps	Usable Oil Capacity (L)	Max. Pressure Rating (MPR) bar	Flow Rate (Lpm)		Remote Pendant Function 2.8 M	Weight (kg)	Dimension W x L x H (mm)
							30 bar	MPR bar			
PEMH0543	0.5	220	50/60	6	4	1,500	2	0.13	ON/OFF	19	180 x 265 x 465
PEMH0543-2K	0.5	220	50/60	6	4	2,000	2	0.13	ON/OFF	19	180 x 265 x 465

† Standard motor supplied is 220V, 6A, should 115V, 13A be required; add "-115V" to the end of the model number, eg. "PEMH0543-2K-115V"